

**Want Space
Maintenance?
Graft With Endobon®
Xenograft
Granules!**



**Comprehensive
Treatment**

**Enhanced
Knowledge**

**Business
Excellence**

Maintain Space And Regenerated Bone Volume With Endobon® Xenograft Granules

The Bovine-Derived Solution Designed To Facilitate Maximum Bone Volume Retention:

- Slow Resorbing
- Osseoconductive Properties
- High Porosity With Interconnecting Macro And Micropores



**New
Packaging!**

Providing Clinicians One Solution At A Time With Endobon® Xenograft Granules

- Excellent Handling Characteristics For Easy Transfer To The Defect Site
- Fully Deproteinized By A Two-Step, High Temperature Manufacturing Process For Safety From Bacteria, Viruses And Prions
- New, Easy To Use Packaging



**Scan With Your
Smartphone!**
In order to scan QR codes,
your mobile device
must have a QR code
reader installed.

BIOMET 3i™
PROVIDING SOLUTIONS - ONE PATIENT AT A TIME™

Endobon® Xenograft Granules – Designed To Facilitate Maximum Bone Volume Retention

Endobon® Xenograft Granules are hydroxyapatite ceramic derived from cancellous bovine bone and are fully deproteinated by a two-step high temperature manufacturing process for safety from bacteria, viruses and prions. The osseoconductive properties facilitate bone growth directly on the ceramic surface and through the entire graft.

Endobon® Xenograft Granules Are Indicated For Dental And/Or Oral Surgical Procedures, Such As:

- **Filling of defects after root resection, cystectomy and apicoectomy**
- **Alveolar ridge augmentation/reconstruction, including aesthetic contouring defects**
- **Extraction socket grafting**
- **Sinus elevation**
- **A graft extender**

Manufactured By: **BIOMET®** France Sarl

Large Granules

Typically preferred for grafting large defects, such as sinus elevations because less material is needed with larger-sized particles.



Small Granules

Often utilized for smaller defects, such as in extraction sockets.



Alveolar Ridge Augmenta

Dr. Nicola De

The following clinical case presentation demonstrates the use of Endobon® X the aesthetic zone. In this case involving Endobon® Xenograft Granules, th



Fig 1. A 34 year old female patient presented with hopeless dentition supporting a fixed prosthesis.

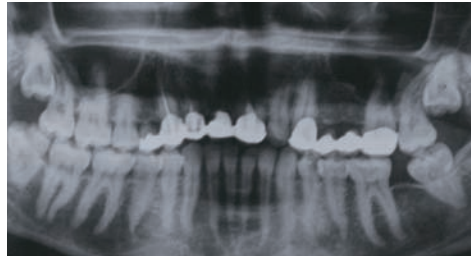


Fig 2. Preoperative panoramic radiograph showing significant bone loss in the anterior maxilla.



Fig 3. Presurgical clinical view following removal of the hopeless fixed prosthesis.

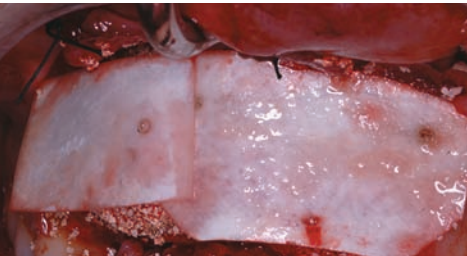


Fig 7. OsseoGuard® Membranes were placed over the bone graft.



Fig 8. The soft-tissue flaps were positioned over the membranes and secured with sutures.



Fig 9. Six months following grafting, the site was reentered for implant placement. Note the amount of ridge width obtained from the graft procedure.

Endobon® Xenograft Granules congeals when hydrated for easy transfer to the defect.

tion In The Aesthetic Zone

Angelis, Italy

Kenograft Granules and OsseoGuard® Membranes to graft a large defect in the 2 year follow-up resulted in good retention of regenerated bone volume.*

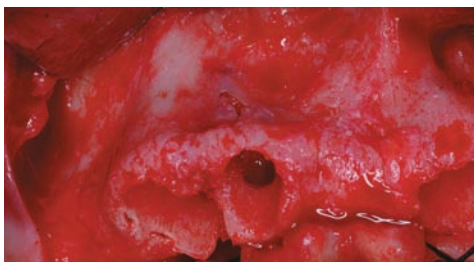


Fig 4. Following extractions and flap reflection, a thin labial wall and wide concavity were noted.

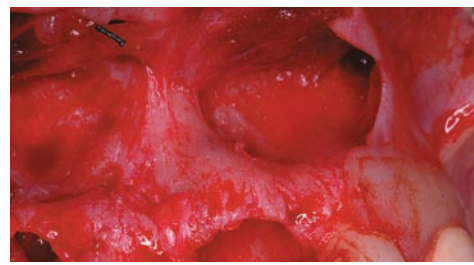


Fig 5. Close up view of the large alveolar defect.



Fig 6. Endobon® Xenograft Granules were placed into the defects and positioned over the cortical plate.



Fig 10. A Surgical Guide was positioned over the posterior teeth to guide accurate implant placement.



Fig 11. Four NanoTite™ Tapered PREVAIL® Implants were placed into the regenerated site in a two-stage protocol.



Fig 12. Two-year follow up demonstrating good retention of regenerated bone volume.

Two Year Histology

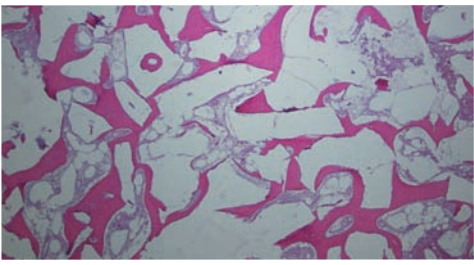


Fig 1. Histologic core of the regenerated bone showing the Endobon® Xenograft Granules are integrated with the newly formed bone.

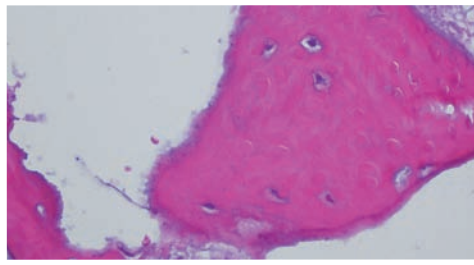


Fig 2. At 40X magnification, note the newly formed bone (violet) and mature bone (pink) that surround the Endobon® Xenograft Granules (white).

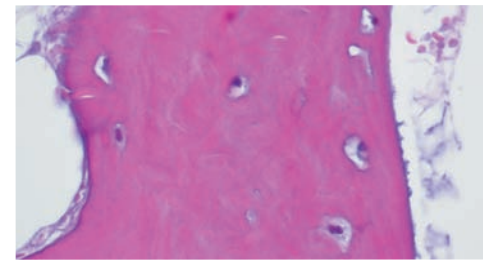


Fig 3. At 60X magnification, lamellar bone is well formed.

*Individual results may vary.

Introducing New Packaging For Sterility And Value

Sterilization Indicator!



Small Granules

Size	Includes
0.5ml	One 0.5ml dish
1.0ml	One 1.0ml dish
2.0ml	One 2.0ml dish


Large Granules

Size	Includes
2.0ml	One 2.0ml dish
5.0ml	Five 1.0ml dishes
8.0ml	Eight 1.0ml dishes

Value Sizes!



Endobon® Xenograft Granules are now conveniently packaged in easy-to-open dishes!



- Individually sealed, 1.0ml dishes for the large granules deliver value on every case without compromising the product's sterility.
- New, sturdy, inner dish that is easier to open without spilling material. Also doubles as a dappen dish that can be placed directly into the sterile field.

- No more particles sticking to the lid!
- Red dot on the label to indicate sterility of every pack.



Endobon® Xenograft Granules Ordering Information

Item Code	Description
ROX05	Endobon® Xenograft Granules 500–1000µm, 0.5ml
ROX10	Endobon® Xenograft Granules 500–1000µm, 1.0ml
ROX20	Endobon® Xenograft Granules 500–1000µm, 2.0ml

Item Code	Description
ROXLG20	Endobon® Xenograft Granules 1000–2000µm, 2.0ml
ROXLG50	Endobon® Xenograft Granules 1000–2000µm, 5.0ml
ROXLG80	Endobon® Xenograft Granules 1000–2000µm, 8.0ml

**For More Information About Endobon® Xenograft Granules,
Contact Your **BIOMET 3i** Sales Representative Today!**

SUBSIDIARIES

AUSTRALIA

Phone: +61-2-9855-4444
Fax: +61-2-9888-9900

AUSTRIA

Phone: 0800070017
Fax: 0800070018

BELGIUM

Phone: 0800 50311
Fax: 0800 50312

BRAZIL

Phone: +55-11-3568-1300
Fax: +55-11-5081-7484

CANADA

Phone: +514-956-9843
Fax: +514-956-9844

DENMARK

Phone: 0045 33 12 70 08
Fax: 0045 33 12 70 03

FRANCE

Phone: 01 41 05 43 43
Fax: 01 41 05 43 40

GERMANY

Phone: 0800 1016420
Fax: 0800 3131111

IRELAND

Phone: 1800 552 752
Fax: 1800 656 608

JAPAN

Phone: +81-66868-3012
Fax: +81-66868-2444

KOREA

Phone: +82-2-5678-550
Fax: +82-2-5678-577

MEXICO

Phone: +52-55-2282-0120
Fax: +52-55-2282-0120 ext. 20

THE NETHERLANDS

Phone: 078 62 92 800
Fax: 078 62 92 801

NEW ZEALAND

Phone: +64-508-122-221
Fax: +64-508-133-331

NORDIC REGION

Phone: +46-40-17-6090
Fax: +46-40-17-6099

NORWAY

Phone: 0047 22 20 12 70
Fax: 0047 22 83 97 40

PORTUGAL

Phone: +34-902-34-34-31
Fax: +34-93-445-81-36
+351-21-000-16-75

SPAIN

Phone: +34-902-34-34-31
Fax: +34-93-445-81-36

SWEDEN

Phone: 0046 (0)20 0125509
Fax: 0046 (0)20 0125506

SWITZERLAND

Phone: 0800 246638
Fax: 0800 246639

U.K.

Phone: 0800 652 1233
Fax: 0800 840 6814

DISTRIBUTORS

ARGENTINA

Dentalmax, SA
Phone: +541-1482-71001
Fax: +541-1482-67373

CHILE

Cybel, SA
Phone: +56-2-2321883
Fax: +56-2-2330176

CHINA

Atek Inc.
Phone: +86-21-6329-1265
Fax: +86-21-6329-1620

COLOMBIA

3i Colombia
Phone: +571-612-9362
Fax: +571-620-6412

COSTA RICA

Implantec S.A.
Phone: +506-234-9043
Fax: +506-224-7620

EL SALVADOR

Dentimerc SA de CV
Phone: +503-263-6350
Fax: +503-263-6676

GREECE

Impladend Dental Implants, LLC
Phone: +30-2310-501-651
Fax: +30-2310-862-090

ISRAEL

H.A. Systems
Phone: +972-3-6138777
Fax: +972-3-6138778

HONG KONG

Ositek Inc., Ltd.
Phone: +852-8121-6601
Fax: +852-3747-3754

ITALY

Biomax spa
Phone: +39-0444-913410
Fax: +39-0444-913695

MIDDLE EAST

3i MENA s.a.l.
Middle East And North Africa
Phone: +961-1-694000
Fax: +961-1-694222

PARAGUAY

Andres H. Arce y Cia SRL
Phone: +595-21-208185
Fax: +595-21-496291

POLAND

Dental Depot Wasio
Phone: +48 71 335 70 71
Fax: +48 71 335 70 90

RUSSIA

Com-Dental
Phone: +7-495-580-3080
Fax: +7-495-580-3081

SINGAPORE

Asia Implant Support & Services
Phone: +65-6223-2229
Fax: +65-6220-3538

SOUTH AFRICA

Selective Aesthetics
Phone: +27-11-991-7068
Fax: +27-11-672-1391

TAIWAN

Kuo Hwa Dental Suppliers Co., Ltd.
Phone: +886-2-2226-1770
Fax: +886-2-2226-8747

THAILAND

3i (Thailand) Co., LTD.
Phone: +662-252-6685
Fax: +662-252-6686

TURKEY

Tamer Med. A.S.-Turkey
Phone: +90-212-465-3352
Fax: +90-212-465-3502

UKRAINE

Victoria Premium
Phone: +38-044-331-10-09
Fax: +38-044-331-10-70

URUGUAY

Pro3implant S.R.L.
Phone: +598-2-4034163
Fax: +598-2-4034163

VIETNAM

D.O.E.
(Dentistry Of Excellence Vietnam)
Phone: +84 89 25 37 03
Fax: +84 89 25 37 00

OsseoGuard and PREVAIL are registered trademarks and NanoTite and Providing Solutions - One Patient At A Time and design are trademarks of BIOMET 3i LLC. BIOMET and Endobon are registered trademarks and BIOMET 3i and design are trademarks of BIOMET, Inc. ©2011 BIOMET 3i LLC. All rights reserved.



**To Receive Information About BIOMET 3i's Products, Services And Events By Email,
Please Visit www.biomet3i.com**

Not Available In All Markets, Please Consult Your Local BIOMET 3i Sales Representative For Availability

BIOMET 3i

4555 Riverside Drive
Palm Beach Gardens, FL 33410
1-800-342-5454

Outside The U.S.: +1-561-776-6700

Fax: +1-561-776-1272

www.biomet3i.com

EC REP BIOMET 3i

Europe, Middle East & Africa
WTC Almeda Park, Ed. 1, Planta 1ª
Pl. de la Pau, s/n

08940, Cornellà de Llobregat

(Barcelona) Spain

Phone: +34-93-470-55-00

Fax: +34-93-371-78-49

BIOMET 3i
PROVIDING SOLUTIONS - ONE PATIENT AT A TIME™

Follow us on:

