

***A Partnership
You Can Grow With***

Endobon® Xenograft Granules
And The OsseoGuard® Membrane



Endobon Xenograft Granules

OsseoGuard Membrane

Powerful Together

Endobon® Xenograft Granules

Endobon Xenograft Granules are bovine-derived hydroxyapatite that enable bone to grow directly on the ceramic surface and through the entire graft. The mineralized nature of Endobon Xenograft Granules provides a non-resorbable, osseoconductive scaffold that is ideally suited for regeneration of defects when effective space maintenance is required. Endobon Xenograft Granules are fully deproteinated by a two-step high temperature manufacturing process for safety from bacteria, viruses and prions and have excellent handling characteristics for easy transfer to the defect site.

Endobon Xenograft Granules are indicated for dental and/or oral surgical procedures such as:

- Aesthetic Contouring Defects
- Peri-implant Defects
- Periodontal Defects
- Ridge Augmentation
- A Graft Extender

Partners In Regeneration

Today, Approximately 40% Of Dental Implant Cases Require A Bone Grafting Procedure

To meet the increasing demand for easy and effective biomaterials that yield predictably aesthetic results, BIOMET 3i has expanded its regenerative portfolio to offer a variety of options for building bone. Together, Endobon® Xenograft Granules and the OsseoGuard® Membrane can help you achieve positive results for both you and your patients.

Case 1: Clinical Treatment: Sinus Lift And Grafting By Alan M. Meltzer, DMD, MScD, Voorhees, NJ



Fig. 1
Pre-operative periapical radiograph showing insufficient bone quantity in the maxillary left posterior quadrant.

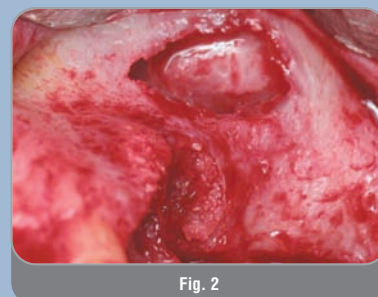


Fig. 2
Buccal view of extraction site defects and creation of a sinus window.

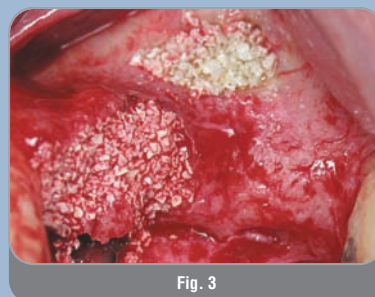


Fig. 3
Endobon Xenograft Granules placed into the bony defects and sinus window.

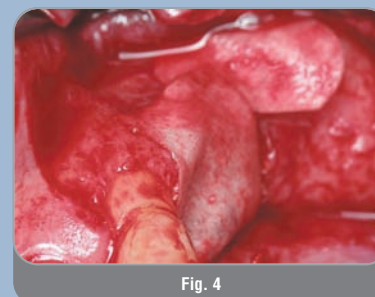


Fig. 4
OsseoGuard Membranes placed over the defects and sinus window.



Fig. 5
Post-operative periapical radiograph showing the sinus graft.



Fig. 6
Two week follow up demonstrating proper soft tissue healing.



Fig. 7
Periapical radiograph taken 15 months after grafting and nine months post-implant placement.



Fig. 8
Buccal view of the definitive implant supported restoration.

Case 2: Clinical Treatment: Regeneration In The Aesthetic Zone By Xavier Vela, MD, DDS, Barcelona, Spain

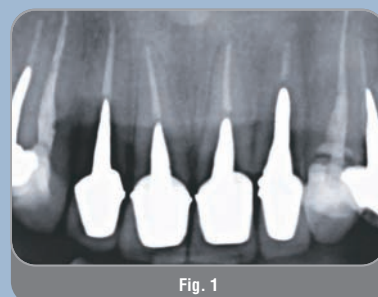


Fig. 1
Pre-operative radiograph showing advanced bone loss in the maxillary anterior region.



Fig. 2
Buccal view of osseous defects following tooth extraction.

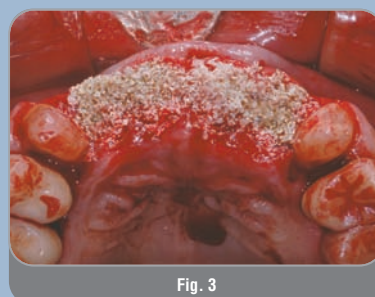


Fig. 3
Endobon Xenograft Granules placed into the osseous defects.

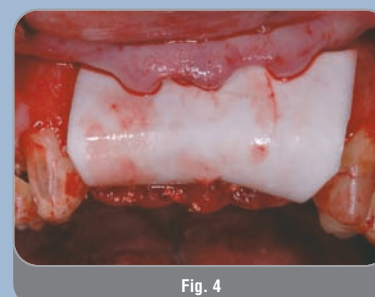


Fig. 4
OsseoGuard Membrane draped over the graft material and tucked under the soft-tissue flaps.

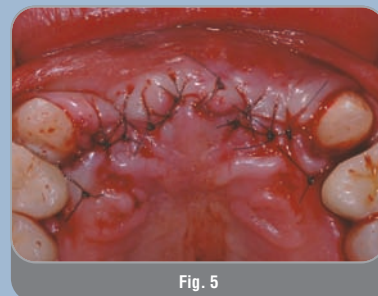


Fig. 5
Soft-tissue closure with interrupted silk sutures.



Fig. 6
Occlusal view of two 4/5/4 NanoTite™ PREVAIL® Implants placed into the regenerated bone at six months.

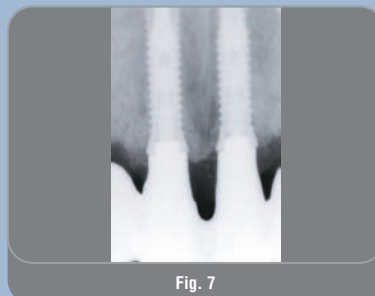


Fig. 7
Periapical radiograph of framework try-in.



Fig. 8
Provisional prosthesis in place.

Powerful Together

OsseoGuard® Membrane

The OsseoGuard Membrane is a resorbable collagen barrier, uniquely designed to provide optimal strength, resorption and handling.

The OsseoGuard Membrane:

- Is manufactured by a process that creates a longer resorption profile suited to GBR procedures
- Consists of a dense, fibrillar matrix structure to provide strength for tacking or suturing if desired
- Is made with highly purified, bovine Type I Achilles tendon collagen sourced from closed herds

The Guided Bone Regeneration (GBR) procedures that may be indicated for placement of an OsseoGuard Membrane are:

- Localized Ridge Augmentation/Future Implant Site Preparation
- Peri-implant Bone Defects
- Extraction Sockets
- Bone Regeneration After Root Resection
- Coverage Of A Sinus Window
- Sinus Membrane Perforations



Endobon Xenograft Granules

OsseoGuard Membrane



Ordering Information

To Bring Powerful Regeneration Into Your Practice, Call Your BIOMET 3i Representative Today!


OsseoGuard® Resorbable Collagen Membrane

Catalog #	Size (mm)
OG1520	15 x 20
OG2030	20 x 30
OG3040	30 x 40



Endobon® Xenograft Granules

Catalog #	Volume	Particle Size
ROX05	0.5ml	500-1000µm
ROX10	1.0ml	500-1000µm
ROX20	2.0ml	500-1000µm



Distributed by:



Global Headquarters
4555 Riverside Drive
Palm Beach Gardens, FL 33410
1-800-342-5454
Outside The U.S.: +1-561-776-6700
Fax: +1-561-776-1272
www.biomet3i.com

To Receive Information About BIOMET 3i's Products, Services And Events By Email, Visit Our Website At www.biomet3i.com/signup

OsseoGuard is manufactured by Collagen Matrix, Inc. Franklin Lakes, NJ.
Endobon Xenograft Granules Responsible Manufacturer: BIOMET Orthopaedics Switzerland GmbH

PREVAIL and OsseoGuard are registered trademarks and NanoTite is a trademark of BIOMET 3i LLC. BIOMET is a registered trademark and BIOMET 3i and design are trademarks of BIOMET, Inc. Endobon is a registered trademark of BIOMET Deutschland GmbH.
©2009 BIOMET 3i LLC. All rights reserved.



Rev A 06/09

SUBSIDIARIES

AUSTRALIA

Phone: +61-2-9855-4444
Fax: +61-2-9888-9900

AUSTRIA

Phone: +43-(0)6235-200-45
Fax: +43-(0)6235-200-45-9

BELGIUM

Phone: +32-2-5410290
Fax: +32-2-5410291

BRAZIL

Phone: +55-11-5081-4405
Fax: +55-11-5081-7484

CANADA

Phone: +514-956-9843
Fax: +514-956-9844

FRANCE

Phone: +33-1-41054343
Fax: +33-1-41054340

GERMANY

Phone: +49-721-255177-10
Fax: +49-721-255177-73

IRELAND

Phone: +353-1-800-552-752
Fax: +44-1628-820182

JAPAN

Phone: +81-66868-3012
Fax: +81-66868-2444

KOREA

Phone: +82-2-5678-550
Fax: +82-2-5678-577

MEXICO

Phone: +52-55-2282-0120
Fax: +52-55-2282-0120 ext. 20

THE NETHERLANDS

Phone: +31-(0)78-629-2800
Fax: +31-(0)78-629-2801

NEW ZEALAND

Phone: +64-508-122-221
Fax: +64-508-133-331

NORDIC REGION

Phone: +46-40-17-6090
Fax: +46-40-17-6099

PORTUGAL

Phone: +351-21-000-1647
Fax: +351-21-000-1675

SPAIN

Phone: +34-93-470-59-50
Fax: +34-93-372-11-25

SWITZERLAND

Phone: +41-(0)44-200-76-00
Fax: +41-(0)44-200-76-01

TURKEY

Phone: +90-212-662-76-99
Fax: +90-212-662-76-35

U.K.

Phone: +44-800-652-1233
Fax: +44-1628-820182

DISTRIBUTORS

ARGENTINA

Dentalmax, SA
Phone: +541-1482-71001
Fax: +541-1482-67373

CHILE

Cybel, SA
Phone: +56-2-2321883
Fax: +56-2-2330176

CHINA

Atek Inc.
Phone: +86-21-6329-1265
Fax: +86-21-6329-1620

COLOMBIA

3i Colombia
Phone: +571-612-9362
Fax: +571-620-6412

COSTA RICA

Implantec S.A.
Phone: +506-234-9043
Fax: +506-224-7620

EL SALVADOR

Dentimerc SA de CV
Phone: +503-263-6350
Fax: +503-263-6676

GREECE

Impladend Dental Implants, LLC
Phone: +30-2310-501-651
Fax: +30-2310-862-090

ISRAEL

H.A. Systems
Phone: +972-3-6138777
Fax: +972-3-6138778

HONG KONG

Ositek Inc., Ltd.
Phone: +852-8121-6601
Fax: +852-3747-3754

ITALY

Biomax, srl
Phone: +39-0444-913410
Fax: +39-0444-913695

MIDDLE EAST

3i MENA s.a.l.
Middle East And North Africa
Phone: +961-1-694000
Fax: +961-1-694222

PARAGUAY

Andres H. Arce y Cia SRL
Phone: +595-21-208185
Fax: +595-21-496291

POLAND

Dental Depot
Phone: +48-71-341-3091
Fax: +48-71-343-6560

RUSSIA

Com-Dental
Phone: +7-495-580-3080
Fax: +7-495-580-3081

SINGAPORE

Asia Implant Support & Services
Phone: +65-6223-2229
Fax: +65-6220-3538

SOUTH AFRICA

Selective Surgical CC
Phone: +27-11-991-7007
Fax: +27-11-672-1391

TAIWAN

Kuo Hwa Dental Suppliers Co., Ltd.
Phone: +886-2-2226-1770
Fax: +886-2-2226-8747

THAILAND

3i (Thailand) Co., LTD.
Phone: +662-252-6685
Fax: +662-252-6686

UKRAINE

Com-Dental
Phone: +38-067-7007667
Fax: +38-044-5017117

URUGUAY

Pro3implant S.R.L.
Phone: +598-2-4034163
Fax: +598-2-4034163

VIETNAM

D.O.E.
(Dentistry Of Excellence Vietnam)
Phone: +84 89 25 37 03
Fax: +84 89 25 37 00